

Institution-Set Standards



**SAMANTHA KESSLER, RESEARCH AND
PLANNING OFFICER
AND DR. MARIO RIVAS, ACADEMIC
SENATE PRESIDENT
SPRING 2017**

Review: Who? What? When? Where? Why? How?



- Department of Ed -> Accreditors -> Colleges
- Measures of success and student achievement respective in relation to the college's mission chosen by the college.
- Reported annually to ACCJC via Annual Report due March 2017.
- This process helps the institution engage in systematic self-evaluation, reflection and improvement.

2015-2016 Institution-Set Standards



- **Course Completion**
 - Percent of students earning grade of C or better in a course.
- **Student Retention (Persistence)**
 - Tracking percent of students persisting from one fall term to the next fall term.
- **Associate Degree Completion**
 - Number of associate degrees per academic year.
- **Certificate Completion**
 - Number of certificates per academic year.
- **Transfer to 4-Year Institution**
 - Number of transfers per academic year.

Metric	Definition	2015-2016 Standard
Course Completion	% of course completions with grade of C or better (Success Rate)	67%
Student Retention	% of students persisting from fall to fall terms within the district (one year persistence)	44%
Associate Degree Completion	Number of associate degrees completed in the academic year	312
Certificate Completion	Number of certificates completed in the academic year	222
Transfers	Number of transfers per academic year	175

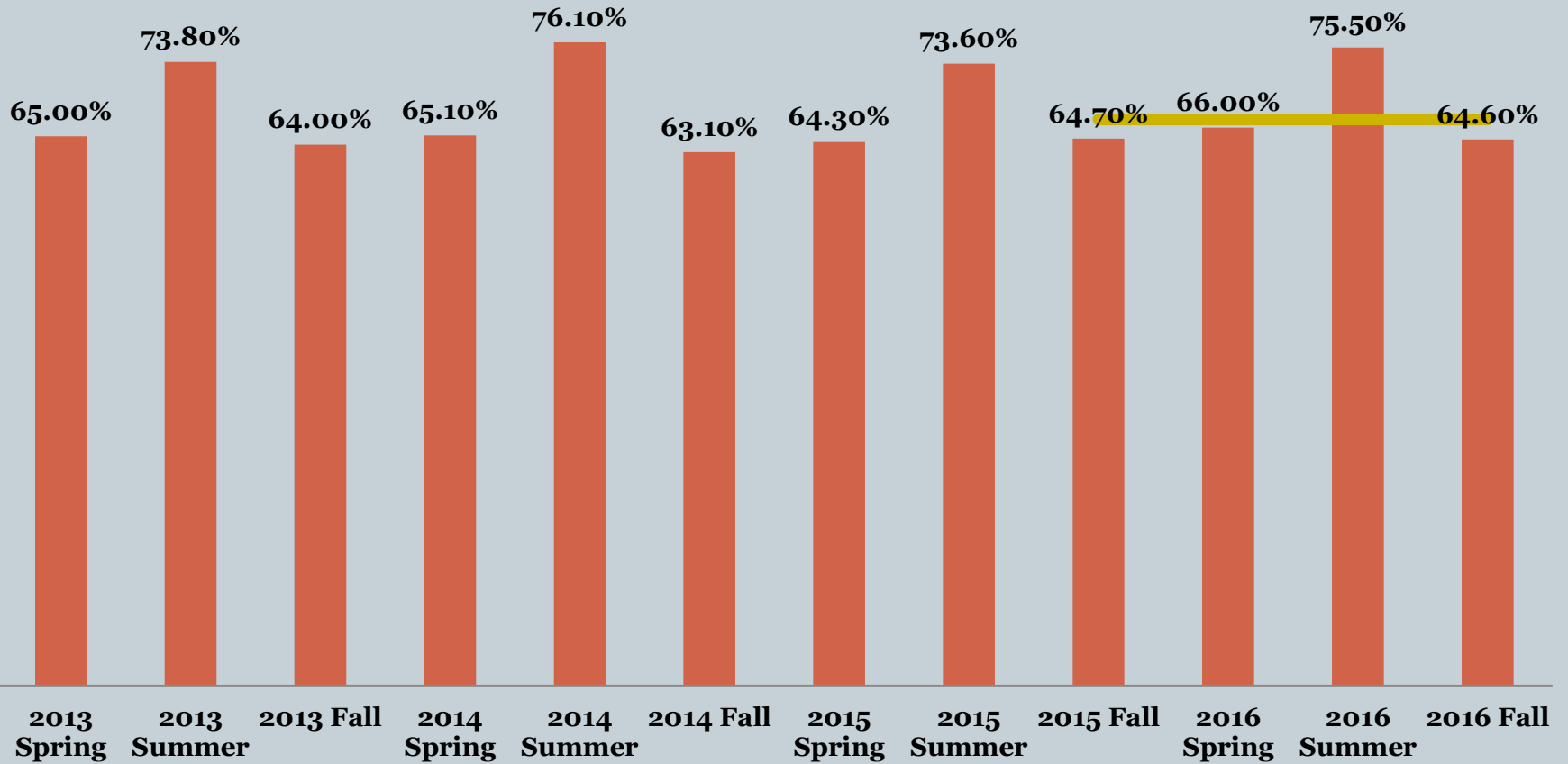


How did we do?

Course Completion



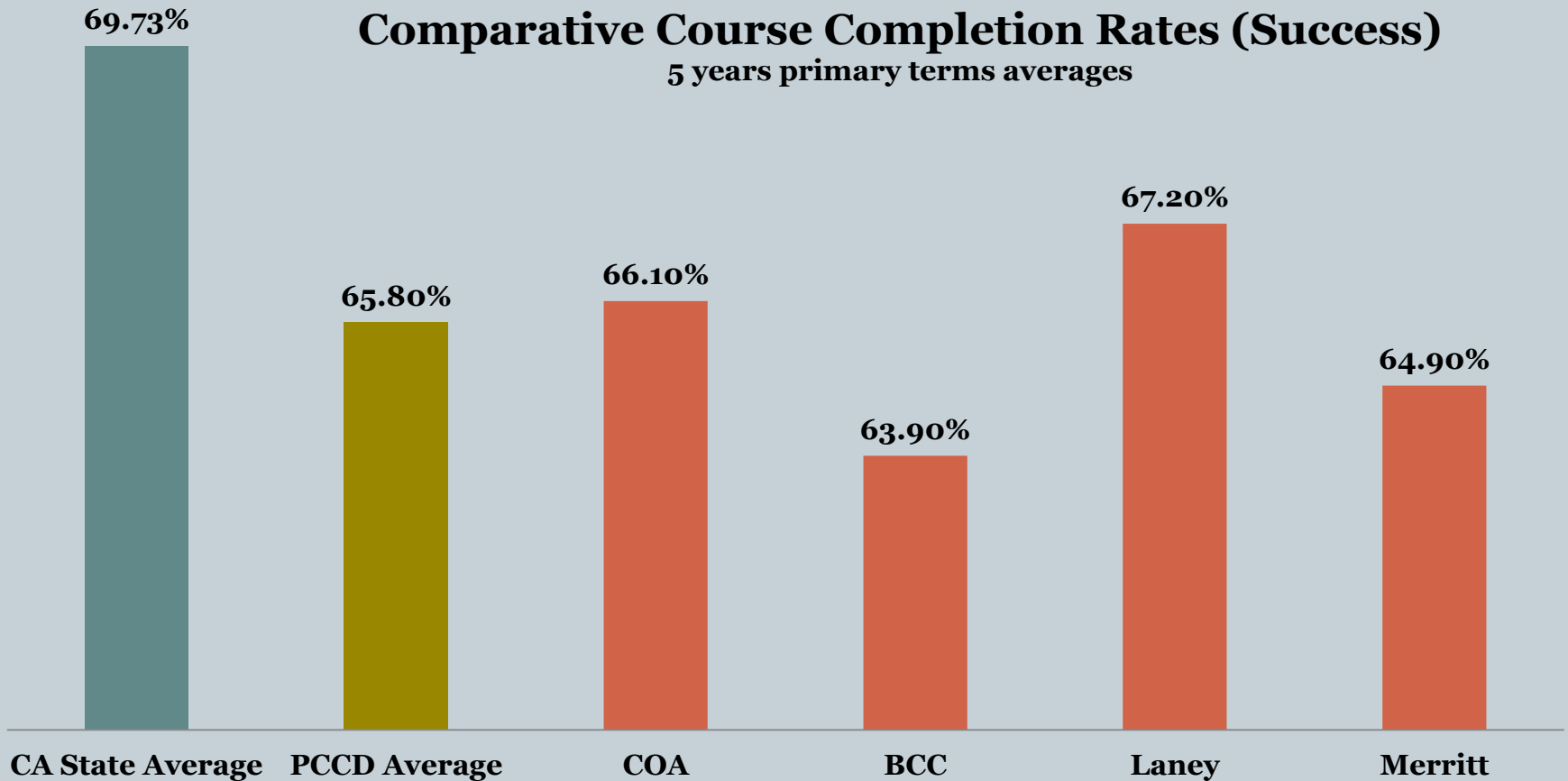
Merritt Course Completion (Success)



Course Completion (Success) Comparisons



Comparative Course Completion Rates (Success) 5 years primary terms averages



Comparisons



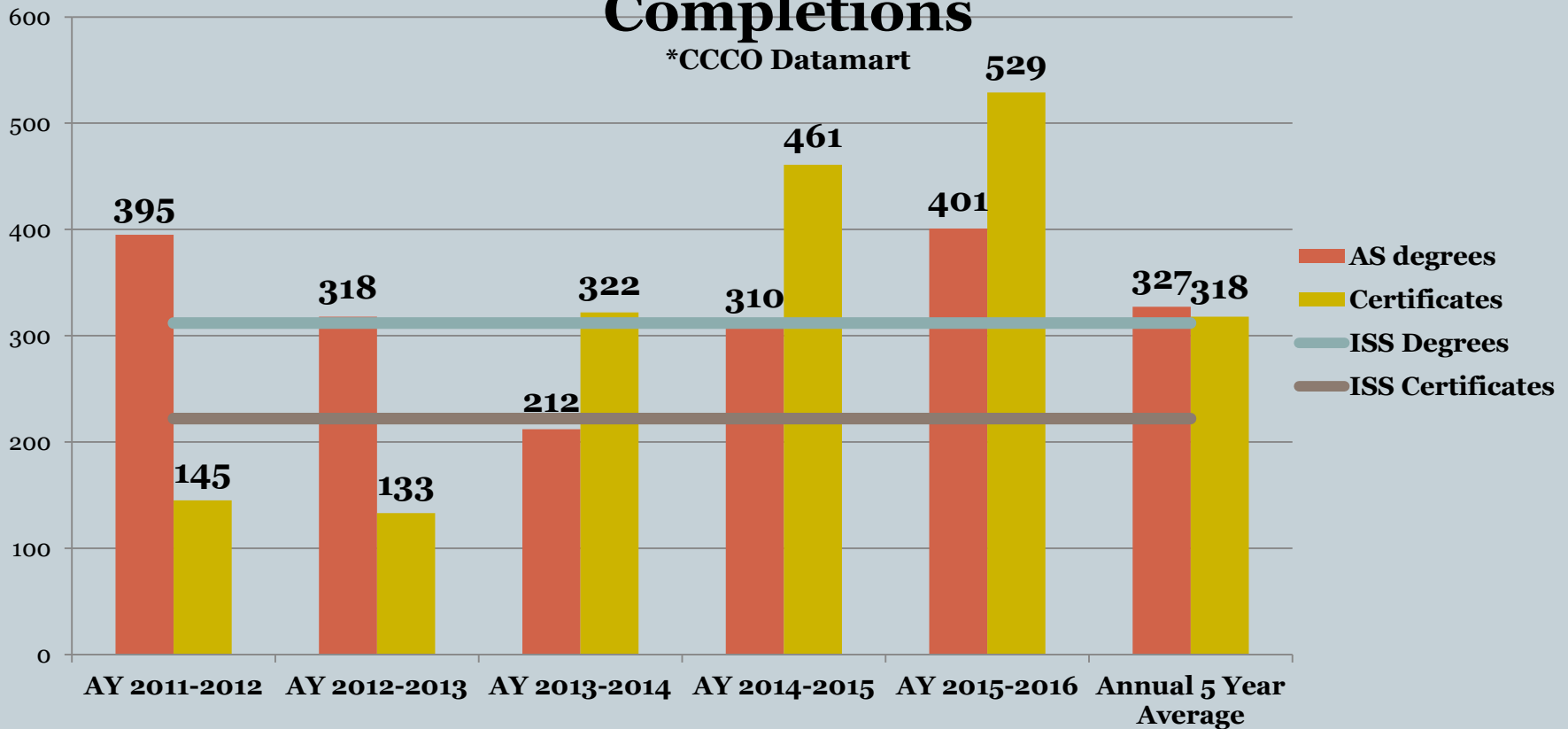
- **State average** *CCCO Datamart
 - Average of 5 years primary terms only F12-Spring16: **69.73%**
- **Peralta District Average 5 Years** *PCCD data
 - Average of 5 years primary term data only F12-Spring16: **65.8%**
- **Sister Colleges Average 5 Years** *PCCD data
 - College of Alameda **66.1%**
 - Berkeley City College **63.9%**
 - Laney College: **67.2%**
 - Merritt: **64.9%**

Associate Degree and Certificate Completions



Academic Year Degree and Certificate Completions

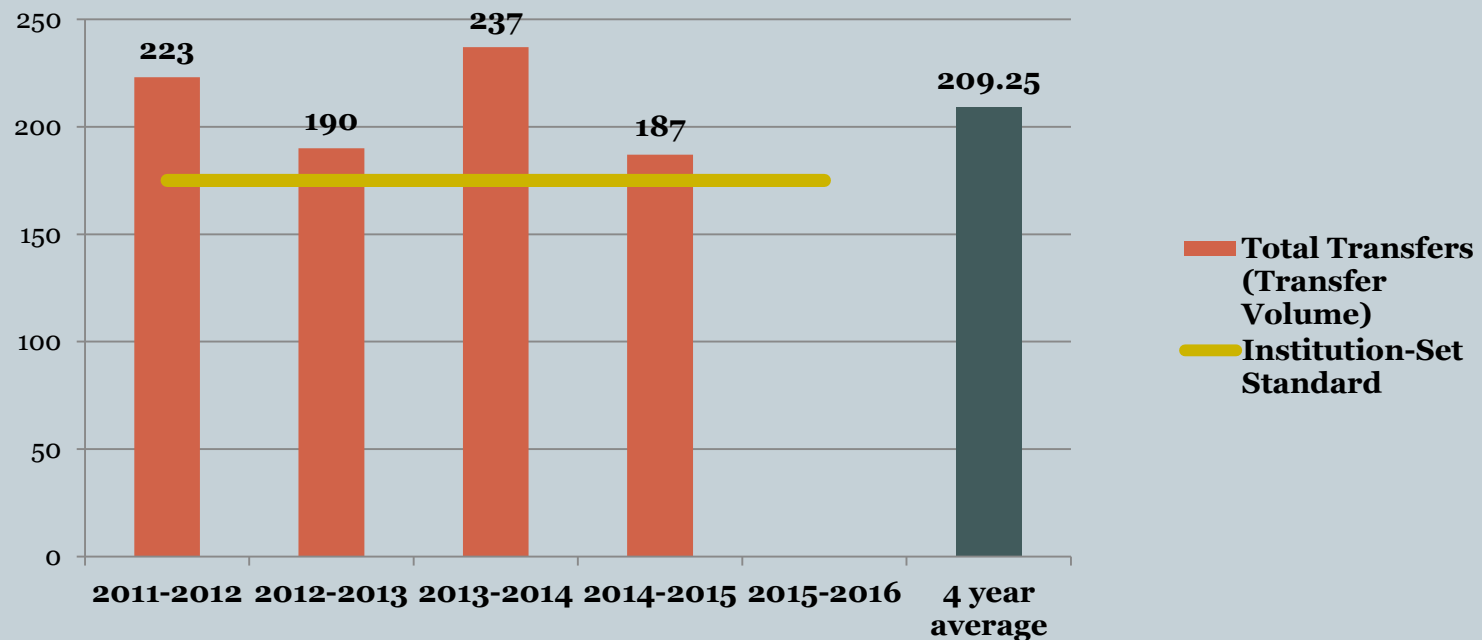
*CCCO Datamart



Transfers

- Transfers to UC, CSU, In-state private (ISP) and out-of-state (OOS).
 - ISP and OOS via Datamart, UC and CSU through individual analytic tools.

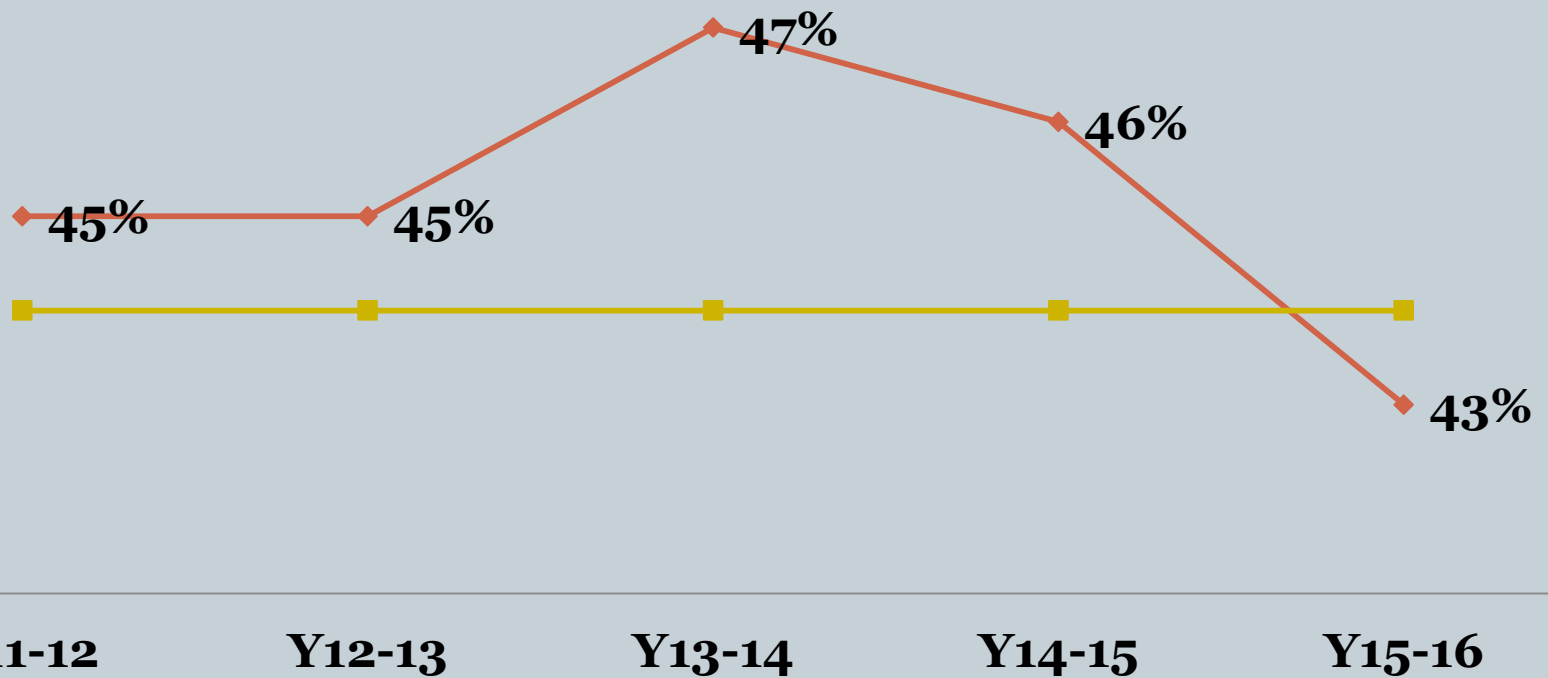
Academic Year Transfers



Fall to Fall Retention (Persistence)



1 Year Retention (Fall to Fall Persistence within District)



Challenges and Ways to Improve



- Clarify definitions and calculations
 - Example: All term averages vs. primary term averages vs. academic year averages.
 - Reference groups for comparison eg. State or district or self or others
 - What does retention mean and what students should we be looking at? (only those intending and able to persist)
- Document process eg. minutes
- Improve communication and integration across college eg. Bring this to the campus summits, flex day, etc.

To Do's for Academic Senate



- Review the Standards
- Determine the standards for this year (revise or keep the same)
- If you would like additional data, please email Samantha
- Due date for ACCJC Annual Report is 3/31