



This report is filtered

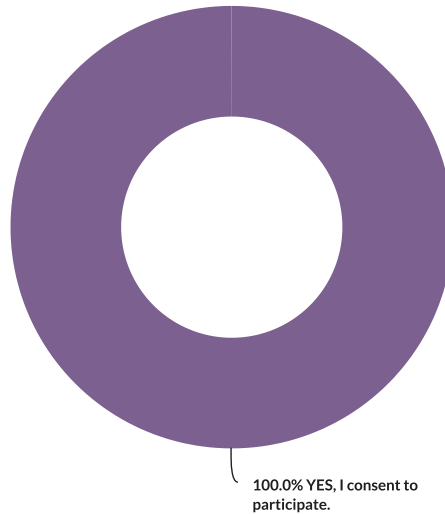
[View conditions](#) ▼

Report for California Community Colleges Covid-19 Student Impact Survey - Merritt College

Response Counts

Completion Rate:	81.4%	
	Complete	83
	Partial	19
		Totals: 102

1. To begin the survey, please consent to the following: I am 18 years of age or older and freely consent to participate in this survey.

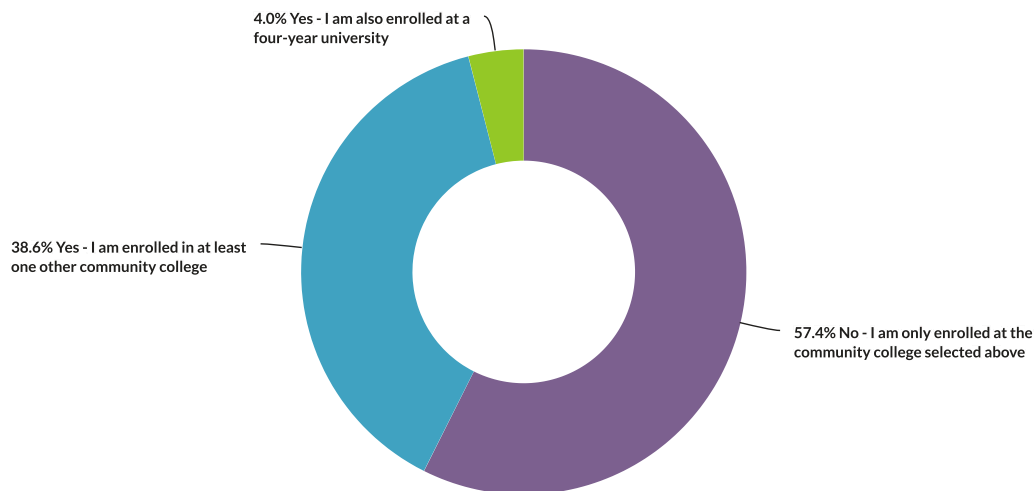


Value	Percent	Responses
YES, I consent to participate.	100.0%	102
		Totals: 102

2. Which California Community College do you attend? (If you attend more than one, please choose your primary college.)

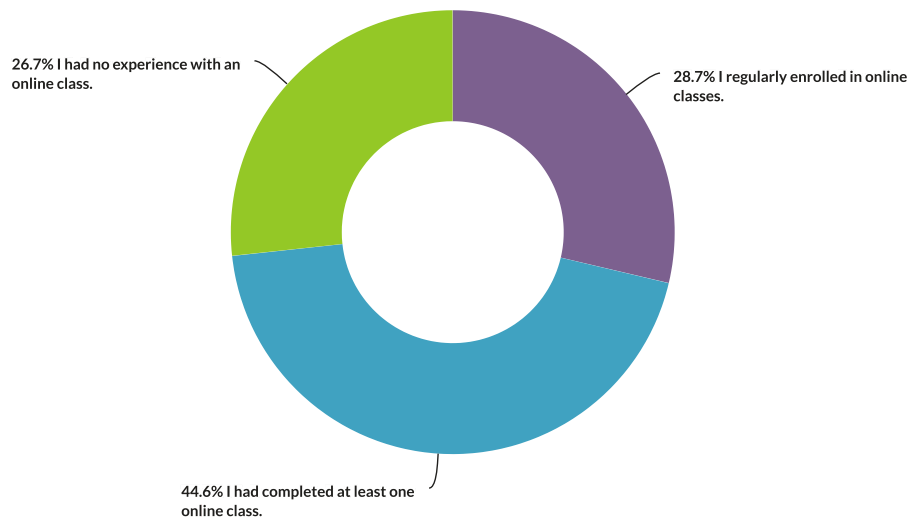
Value	Percent	Responses
Merritt	100.0%	102
		Totals: 102

3. Are you taking classes at any other institutions?



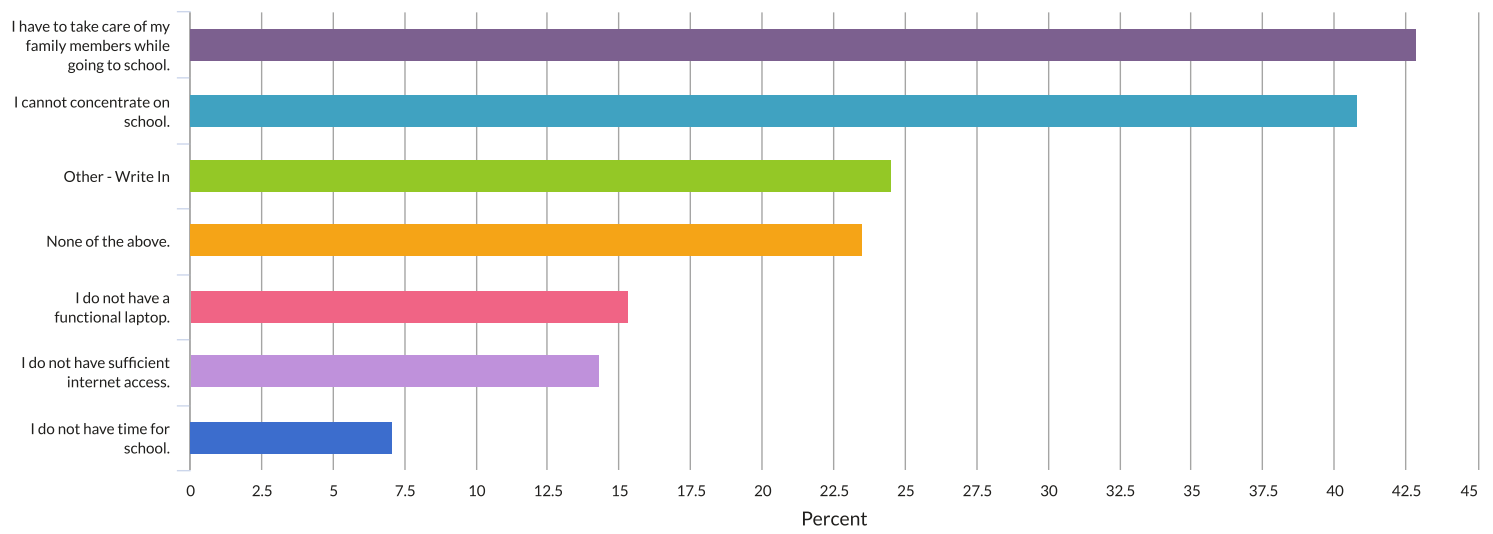
Value	Percent	Responses
No - I am only enrolled at the community college selected above	57.4%	58
Yes - I am enrolled in at least one other community college	38.6%	39
Yes - I am also enrolled at a four-year university	4.0%	4
		Totals: 101

4. How much experience did you have with distance education and online learning prior to March 2020?



Value	Percent	Responses
I regularly enrolled in online classes.	28.7%	29
I had completed at least one online class.	44.6%	45
I had no experience with an online class.	26.7%	27
		Totals: 101

5. Which of the following challenges do you face right now? (Please check all that apply.)

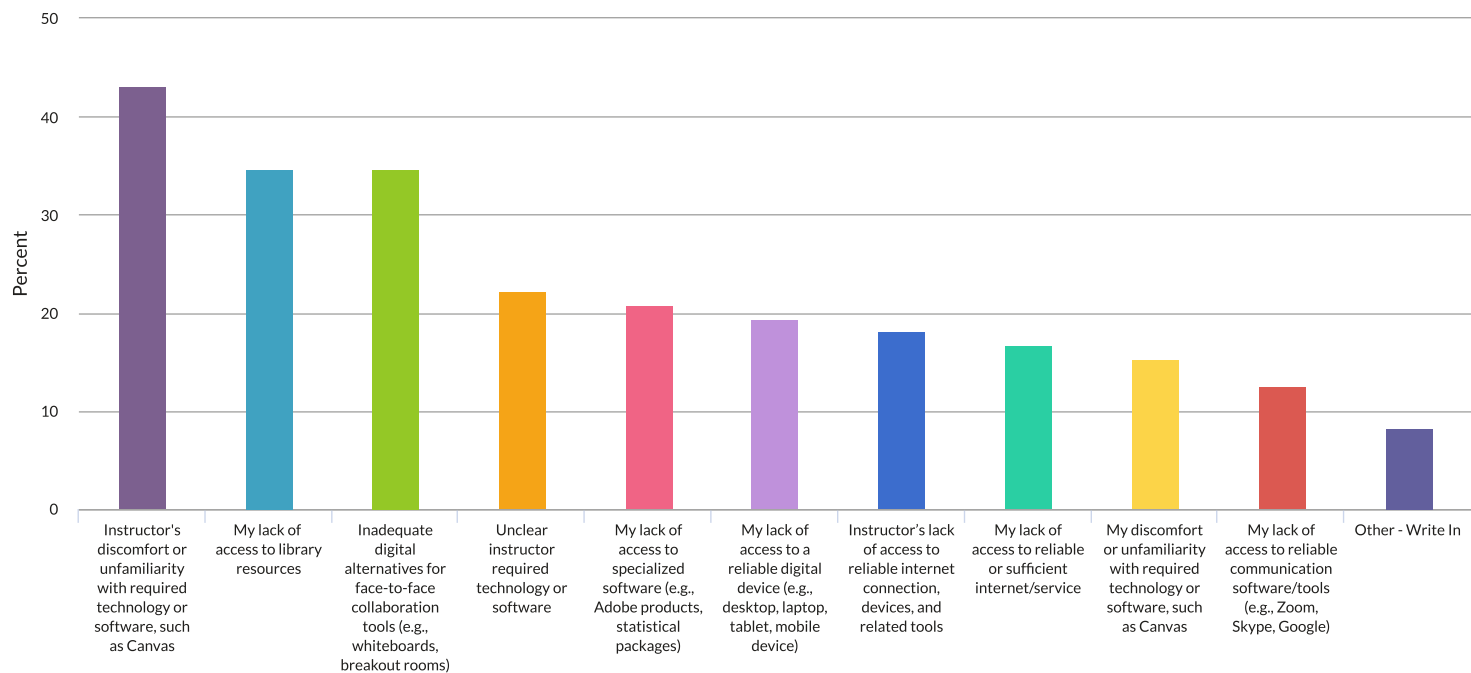


Value	Percent	Responses
I have to take care of my family members while going to school.	42.9%	42
I cannot concentrate on school.	40.8%	40
Other - Write In (click to view) .	24.5%	24
None of the above.	23.5%	23
I do not have a functional laptop.	15.3%	15
I do not have sufficient internet access.	14.3%	14
I do not have time for school.	7.1%	7

Statistics

Total Responses	98
-----------------	----

6. Which of the following technological issues have been a challenge for you since the transition to online learning?
(Check all that apply.)



Value	Percent	Responses
Instructor's discomfort or unfamiliarity with required technology or software, such as Canvas	43.1%	31
My lack of access to library resources	34.7%	25
Inadequate digital alternatives for face-to-face collaboration tools (e.g., whiteboards, breakout rooms)	34.7%	25
Unclear instructor required technology or software	22.2%	16
My lack of access to specialized software (e.g., Adobe products, statistical packages)	20.8%	15
My lack of access to a reliable digital device (e.g., desktop, laptop, tablet, mobile device)	19.4%	14
Instructor's lack of access to reliable internet connection, devices, and related tools	18.1%	13
My lack of access to reliable or sufficient internet/service	16.7%	12
My discomfort or unfamiliarity with required technology or software, such as Canvas	15.3%	11
My lack of access to reliable communication software/tools (e.g., Zoom, Skype, Google)	12.5%	9
Other - Write In (click to view)	8.3%	6

Statistics

Total Responses	72
-----------------	----

7. Which of the following learning/educational issues have been a challenge for you since the transition to online learning? (Check all that apply.)

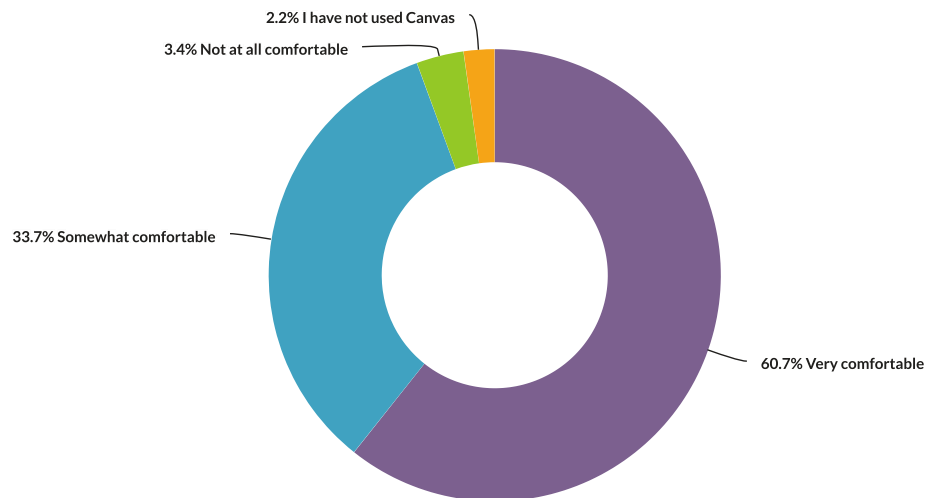
Value	Percent	Responses
Personal preference for face-to-face learning	60.4%	55
Difficulty focusing or paying attention to online instruction or activities	54.9%	50
Home environment harder to learn in (e.g., distractions or competition over technology)	49.5%	45
Lack of interaction/connection with other students	42.9%	39

Value	Percent	Responses
Feeling isolated in an online learning environment	41.8%	38
Unclear or changing expectations around course/assignment requirements	40.7%	37
Personal conflicts with scheduled online classes or activities (e.g., live-streaming lectures or video conferencing at a set time)	38.5%	35
Difficulty learning online	38.5%	35
Course requirements that cannot be completed online (e.g., welding, clinicals, science labs)	33.0%	30
Lack of personal motivation/desire to complete coursework	29.7%	27
Course activities that haven't translated online well	26.4%	24
Lack of instructor availability/responsiveness	24.2%	22
Competing class meetings and schedules (e.g., two classes offering lecture or discussion at the same time)	17.6%	16
Lack of accessibility accommodations for classes (e.g., screen reader, notetaker)	12.1%	11
<u>Other - Write In (click to view)</u>	5.5%	5

Statistics

Total Responses	91
-----------------	----

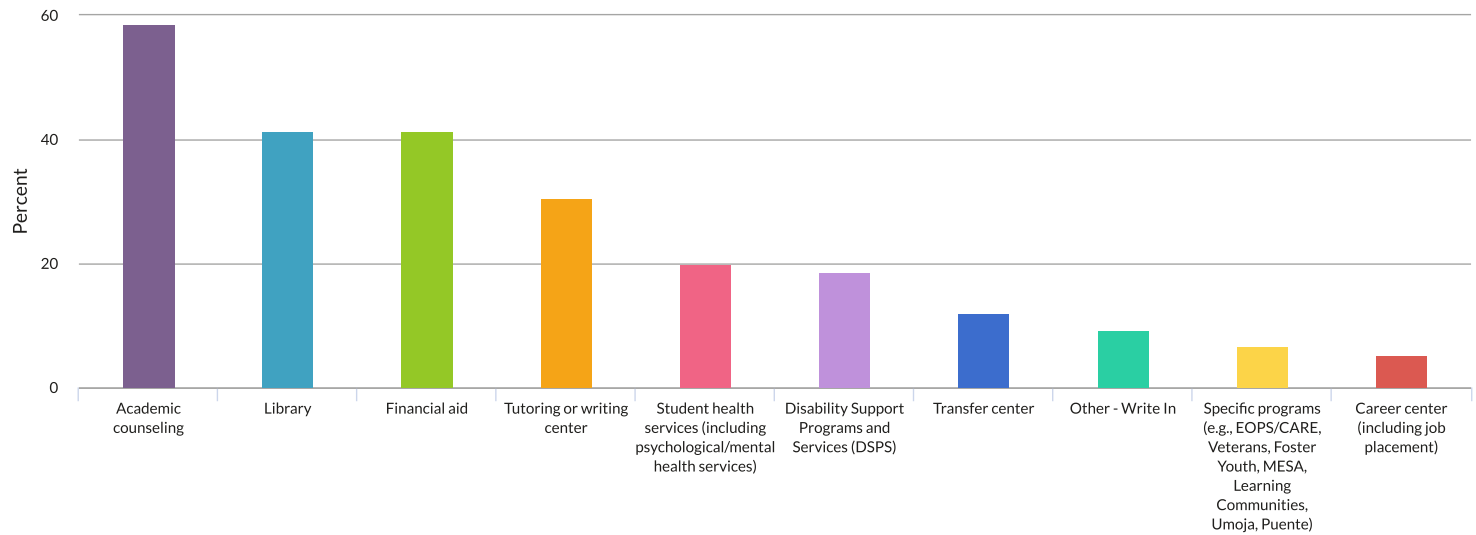
8. How comfortable are you using Canvas (the college's online learning platform)?



Value	Percent	Responses
Very comfortable	60.7%	54
Somewhat comfortable	33.7%	30
Not at all comfortable	3.4%	3
I have not used Canvas	2.2%	2

Totals: 89

9. Which of the following student support services have been challenging to access since the transition to online learning? (Check all that apply.)



Value	Percent	Responses
Academic counseling	58.7%	44
Library	41.3%	31
Financial aid	41.3%	31
Tutoring or writing center	30.7%	23
Student health services (including psychological/mental health services)	20.0%	15
Disability Support Programs and Services (DSPS)	18.7%	14
Transfer center	12.0%	9
<u>Other - Write In (click to view)</u>	9.3%	7
Specific programs (e.g., EOPS/CARE, Veterans, Foster Youth, MESA, Learning Communities, Umoja, Puente)	6.7%	5
Career center (including job placement)	5.3%	4

Statistics

Total Responses 75

10. Which of the following issues have been a challenge for you in accessing online support services at your college? (Check all that apply.)

Value	Percent	Responses
Personal preference for face-to-face interactions for services	48.6%	35
Difficulty maintaining focus on or paying attention to online services or activities	45.8%	33
Home environment makes it harder to communicate online (e.g., distractions or competition over technology, digital access)	40.3%	29
Services that cannot be fully delivered online	36.1%	26
Feeling isolated in an online environment	33.3%	24
Personal conflicts with scheduled online services (available at times when I am not)	31.9%	23

Value	Percent	Responses
Personal motivation/desire to access support online	29.2%	21
Lack of interaction/connection with other students	29.2%	21
Unclear how to access	27.8%	20
Student support staff availability/responsiveness	26.4%	19
My lack of access to reliable or sufficient internet/service	18.1%	13
My lack of access to digital device (e.g., desktop, laptop, tablet, mobile device)	16.7%	12
Lack of accessibility accommodations for online interaction (e.g., screen reader)	11.1%	8
<u>Other - Write In (click to view)</u>	11.1%	8
My lack of access to communication software/tools (e.g., Zoom, Skype, Google)	6.9%	5

Statistics

Total Responses	72
-----------------	----

11. Please indicate your level of agreement with each of the following statements.

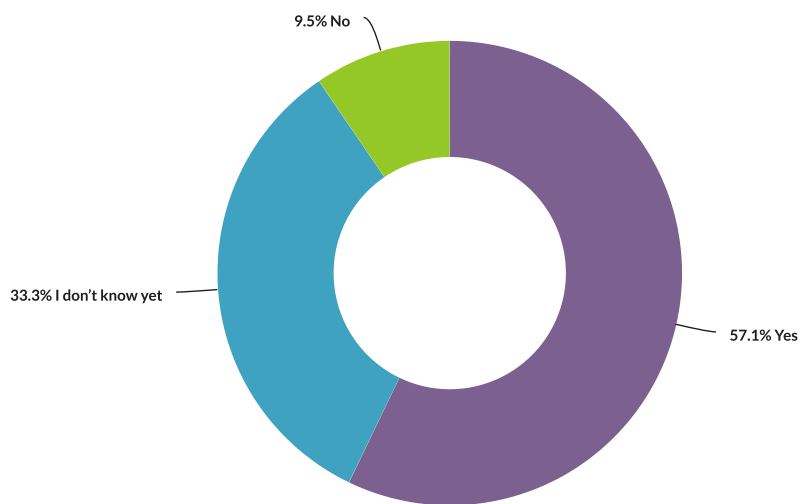
	Strongly Disagree	Disagree
My college has shown they care about me when making decisions in implementing changes due to the Covid-19 pandemic. Count	2	9
My instructors have shown care and concern for me as they transition their courses to an online platform in response to Covid-19. Count	5	7
My college has supported me in the transition to taking my classes online. Count	3	7
My college has communicated information effectively to me regarding changes due to the Covid-19 pandemic. Count	5	8
Totals Total Responses		

12. Due to Covid-19, have you applied for any of the following programs?

	Yes	No, I didn't know about it	No, I don't know how to apply	No, this option is not available to me
Unemployment compensation/insurance Count	21	12	6	42
Row %	25.9%	14.8%	7.4%	51.9%
SNAP (food stamps) Count	15	8	10	47
Row %	18.8%	10.0%	12.5%	58.8%
Emergency aid fund at my college Count	19	21	15	28
Row %	22.9%	25.3%	18.1%	33.7%

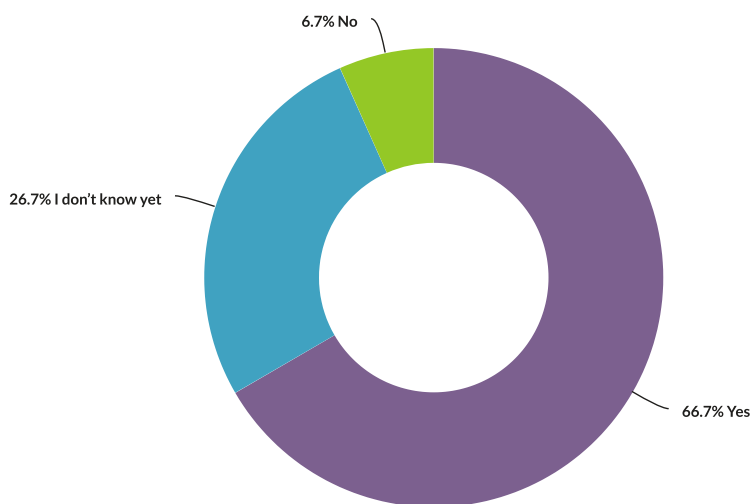
	Yes	No, I didn't know about it	No, I don't know how to apply	No, this option is not available to me
Emergency aid fund outside of my college				
Count	4	29	11	35
Row %	5.1%	36.7%	13.9%	44.3%
Totals				
Total Responses				

13. Have you received unemployment compensation/insurance?



Value	Percent	Responses
Yes	57.1%	12
I don't know yet	33.3%	7
No	9.5%	2
		Totals: 21

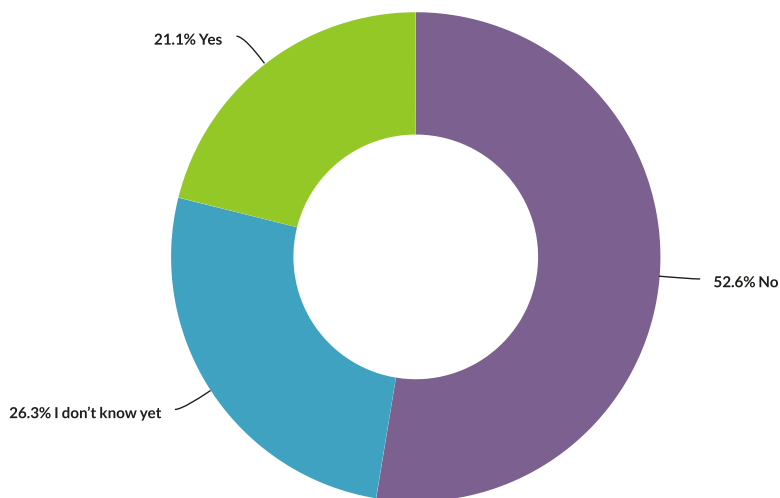
14. Have you received SNAP (food stamps)?



Value	Percent	Responses
-------	---------	-----------

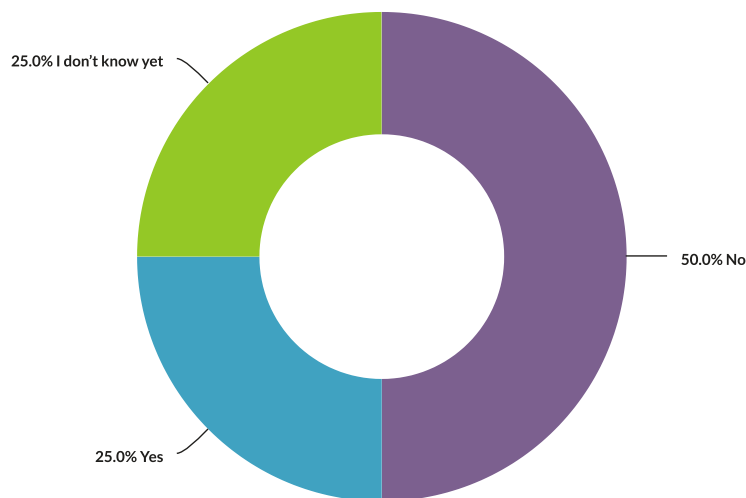
Value	Percent	Responses
Yes	66.7%	10
I don't know yet	26.7%	4
No	6.7%	1
		Totals: 15

15. Have you received emergency aid from your college?



Value	Percent	Responses
No	52.6%	10
I don't know yet	26.3%	5
Yes	21.1%	4
		Totals: 19

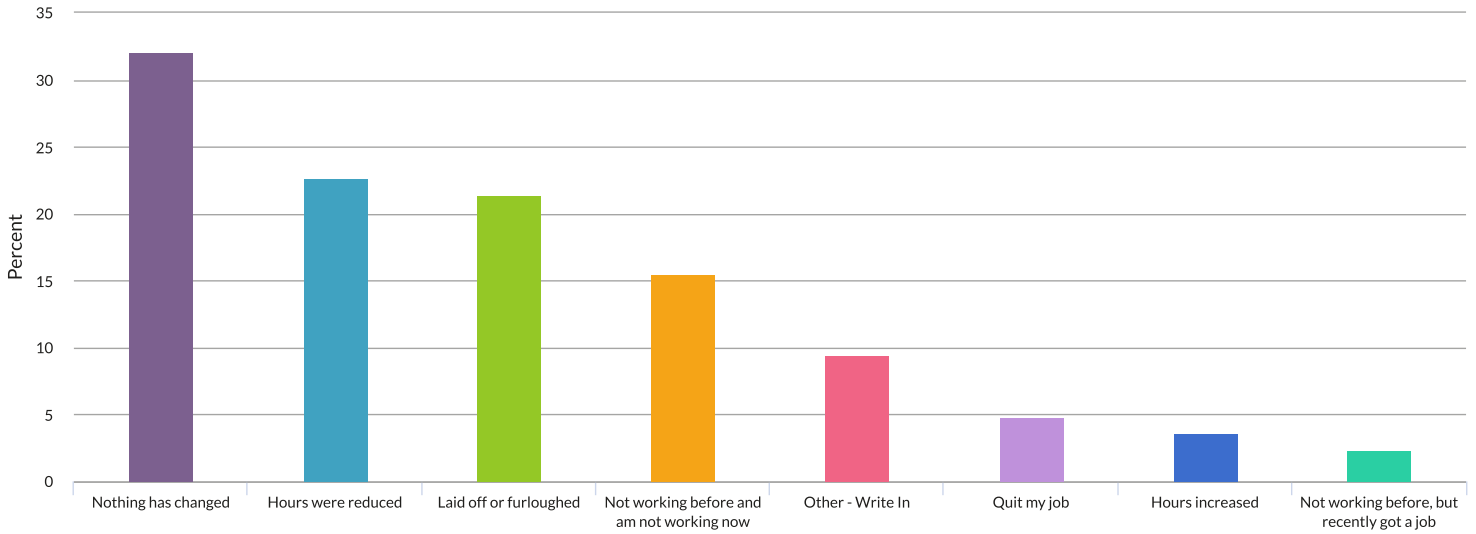
16. Have you received emergency aid from outside of your college?



Value	Percent	Responses
-------	---------	-----------

Value	Percent	Responses
No	50.0%	2
Yes	25.0%	1
I don't know yet	25.0%	1
		Totals: 4

17. How has your employment changed as a result of the Covid-19 pandemic? (Check all that apply.)

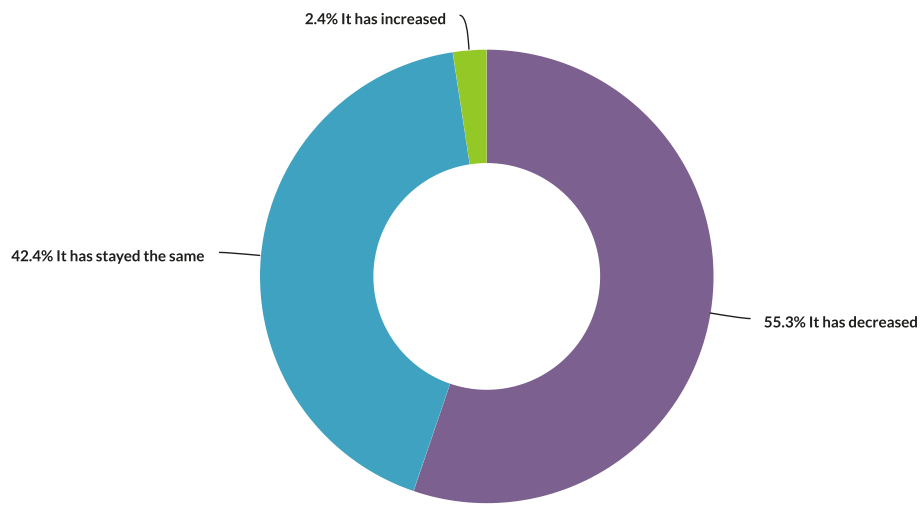


Value	Percent	Responses
Nothing has changed	32.1%	27
Hours were reduced	22.6%	19
Laid off or furloughed	21.4%	18
Not working before and am not working now	15.5%	13
<u>Other - Write In (click to view)</u>	9.5%	8
Quit my job	4.8%	4
Hours increased	3.6%	3
Not working before, but recently got a job	2.4%	2

Statistics

Total Responses	84
-----------------	----

18. How has your income been impacted by the Covid-19 pandemic?



Value	Percent	Responses
It has decreased	55.3%	47
It has stayed the same	42.4%	36
It has increased	2.4%	2
		Totals: 85

Statistics

Total Responses	85
-----------------	----

19. In the last 30 days, were the following situations never true, sometimes true, or often true for you?

	Never true	Sometimes true	Often true	Responses
The food that I bought didn't last and I didn't have money to get more.				
Count	49	31	5	85
Row %	57.6%	36.5%	5.9%	
I couldn't afford to eat a balanced meal.				
Count	47	29	8	84
Row %	56.0%	34.5%	9.5%	
Totals				
Total Responses				85

20. In the last 30 days, did you ever cut the size of your meals or skip meals because there wasn't enough money for food?

Chart Loading

21. In the last 30 days, how often did this happen (you cut the size of your meals or skipped meals because there wasn't enough money for food)?

Chart Loading

22. In the last 30 days, did you ever eat less than you felt you should because there wasn't enough money for food?

Chart Loading

23. In the last 30 days, were you ever hungry but didn't eat because there wasn't enough money for food?

Chart Loading

24. Please indicate the extent to which you agree with the following statements about where you are currently living:

Chart Loading

25. Have you slept in any of the following places due to Covid-19? (Please select all that apply.)

Chart Loading

26. In the last week, how often have you been bothered by any of the following problems?

Chart Loading

27. What are your plans for fall 2020?

Chart Loading

28. What factors are causing you to consider not enrolling in more classes? (Check all that apply.)

Chart Loading

29. If courses remain online in fall 2020, how would you prefer they be offered:

Chart Loading

30. Given my current understanding of how safe it is, I am most likely to re-enroll at the college if:

Chart Loading

31. If the Covid-19 pandemic continues through fall 2020, what can the college reasonably do to support you in your studies and training?

Chart Loading

32. What has worked best in helping you transition to an online college experience?

Chart Loading

33. What has been the most positive aspect of transitioning to learning online?

Chart Loading

34. How do you usually describe your race and/or ethnicity? (Please check all that apply)

Chart Loading

35. What is your gender?

Chart Loading

36. Do you identify as transgender?

Chart Loading

37. Are you the parent or guardian to any biological, adopted, step, or foster children who live in your household?

Chart Loading

38. How old are you?

Chart Loading

39. What is your primary educational goal?

Chart Loading

This is a report for "California Community Colleges Covid-19 Student Impact Survey" (Survey #5604070)